



 **realfyre™**  
PREMIUM GAS LOGS

V e n t e d   C o l l e c t i o n



CRAFTED WITH PRIDE  IN THE USA

**In the chill of the season, family and friends gather around the comfort of the fireplace, making your home aglow with life.**

There's nothing quite like savoring a steaming cup of coffee or a robust glass of wine in front of a hearth fire complete with the beautiful glow created by a Real Fyre® gas log set.

Available in more than 40 authentic styles, all Real Fyre® Gas Log sets are handcrafted, hand painted, and look stunningly realistic. From active natural flames down to a glowing bed of lifelike embers, the Real Fyre® Vented Collection is designed to fully complete your fireplace. Real Fyre® Gas Logs replicate the pleasure of a wood fire with the convenience and cleanliness of gas. However if a more contemporary look is what you seek, Real Fyre® Glass, Gems, and Diamond Nuggets can turn your hearth into the pinnacle of modern chic. With companion accessories such as remote controls, pine cones, acorns, additional branches, and many other items, you can further enhance the beauty and practicality of your hearth. Real Fyre® Gas Logs are certified / listed to national standards, and come with the best warranty in the industry.

Real Fyre® has been providing comfort, convenience and enjoyment for homes for over 60 years. Experience the vented collection from Real Fyre® and enjoy the splendor and warmth of a wood fire while dramatically reducing air pollutants. Burning Real Fyre® Gas Logs instead of wood preserves precious forest resources for generations to come. Experience Real Fyre® today and ...

**... Ignite. Invite. Inspire™.**

Real Fyre® Charred Majestic Gas Logs pictured in an Estate series fireplace by Lennox





Charred American Oak (CHAO) pictured in an Estate series fireplace by Lennox

## CHARRED SERIES

Like an artist who can bring the beauty of nature to life, Real-Fyre artisans work from real wood samples to meticulously recreate the intricate bark detail and natural coloration of deeply charred wood. The burned-thru centers of the resulting log sets—from the Charred American Oak to the Charred Majestic Oak—reveal the brilliance and fiery heart of a robust, long-burning fire.

Experience the Charred Series from Real Fyre and experience what's become the acknowledged pinnacle of realistic log sets.



Sizes 24"-42"

Charred Majestic Oak (CHMJ)



Sizes 18"-30"

Charred Northern Oak (CHN)



Sizes 16"-30"

Charred Oak (CHO)



Sizes 18"-30"

Charred Red Oak (CHRED)



Sizes 24"-36"

Pioneer Oak (PO)



Sizes 18"-30"

Charred Fugged Spitt Oak (CHFRSO)



CHARRED SERIES



Sizes 18"-30"

Charred American Oak (CHAO)

CHARRED SERIES



Sizes 18"-42"

Charred Royal English Oak (CHB)



Sizes 16"-30"

Burnt Rustic Oak (HCHB)



Sizes 18"-36"

Charred Spilt Oak (CHS)



Sizes 18"-30"

Charred Cedar (CHCR)



Sizes 18"-30"

Charred Forest Oak (CHF)



Sizes 18"-30"

Charred Oak Stack (CHDS)



Sizes 18"-30"

Burnt Heritage Oak (CHH)



Sizes 18"-30"

Burnt Spilt Oak (HCHS)



AC-6





Royal English Oak (BD) pictured

## DESIGNER SERIES

These hand painted originals, modeled from real wood samples, add a touch of elegance to your home. The quality and design of the Real-Fyre Designer Series capture the realism, texture and subtle nuance of nature's handiwork.

Experience the Designer Series from Real-Fyre and experience what's worth remembering.

Sizes 18"-36"



Split Oak Designer Plus (SDP)



Sizes 18"-30"

Red Oak (RED)



Sizes 16"-42"

Rustic Oak Designer (HRD)



Sizes 18"-30"

Woodstack (WS)



Sizes 18"-42"

Royal English Oak Designer (BD)



Sizes 18"-30"

Forest Oak (FO)



DESIGNER SERIES



Sizes 18"-30"

Mountain Birch (MBW)

DESIGNER SERIES



Sizes 18"-30"

Rugged Split Oak (RRSO)



Sizes 18"-30"

Western Campfire (WCF)



Sizes 18"-30"

White Birch (W)



Sizes 18"-30"

American Oak (AO)



Sizes 18"-30"

Coal Grate (M)



Sizes 18"-30"

Cedar (CR)



Sizes 18"-30"

Woodland Oak (WO)



Sizes 12"-60"

Golden Oak Designer Plus (FDP)



Sizes 18"-30"

Split Oak (S)





Rustic Oak Designer (HRD) pictured

## CLASSIC SERIES

Since originating the gas log set some 60 years ago, Real-Fyre has grown to offer the broadest selection of log sets to enhance the home, and the most innovative technologies to safeguard the environment. Through it all, the Classic Series has withstood the test of time with traditional favorites, like Golden Oak, which will always be in style.

Experience the Classic Series from Real-Fyre and experience what's new again.

Sizes 12"-42"



Golden Oak (R)

Sizes 18"-30"



Rugged Oak (RRO)

Sizes 16"-42"



Rustic Oak (HRO)

Sizes 18"-36"



Coastal Driftwood (CDR)

Sizes 18"-42"



Royal English Oak (B)

Sizes 18"-30"



Post Oak (PO)





Mammoth Pine (MPEC) pictured

## LARGE SETS & SEE-THRU SETS SERIES

Unique in their design and purpose, the specialty sets are crafted to meet the needs of specific fireplace types. Now, whatever the experience you hope to spark, Real-Fyre® can make it a reality. Experience a Specialty Set from Real Fyre and experience what's special.

See-Thru Sets not pictured:

- Charred Royal English Oak (CHB)
- Royal English Oak Designer (BD)
- Split Oak Designer Plus (SPD)



Mammoth Pine (MPEC)

Sizes 18"-30"



Charred American Oak See-Thru (CHAO)

Sizes 12"-60"



Golden Oak Designer Plus See-Thru (RDP)

Sizes 18"-30"



Rugged Split Oak See-Thru (RFSO)

Sizes 18"-30"



American Oak See-Thru (AO)

Sizes 18"-30"



Charred Rugged Split Oak See-Thru (CHRFSO)

Sizes 16"-30"



Charred Oak See-Thru (CHO)





Golden Oak Designer Plus (RDP) pictured.

## SMALL SETS SERIES

For those more intimate gatherings around a smaller hearth, we offer the Small Sets Series. Ideal for smaller wood-burning fireplaces or where reduced gas usage is desirable. These carefully crafted log sets are anything but small when it comes to the rich ambience they will bring into your home.

Experience the Small Sets Series from Real Fyre. Only 9 ½” deep, and 12” rear width, these sets provide a large radiant flame with just 39,000 BTU’s.



Sizes 16”-19”

Charred Oak (CHD)



Sizes 12”-19”

Golden Oak Designer Plus (RDP)



Sizes 12”-19”

Golden Oak (R)



Size 16”

Burnt Rustic Oak (HCHR)



Size 16”

Rustic Oak Designer (HRD)



Size 16”

Rustic Oak (HR)





Emerald Fyre Gems (GLG-E) pictured

# FYRE GEMS

Fyre Gems are designed so that your fireplace will glow and sparkle in a sea of vibrant, glistening flame. Their rounded and smooth surfaces reflect the fire providing a unique hearth experience. Each Fyre Gem is approximately 5/8” in diameter and is manufactured to withstand the extreme heat and temperature variations in the fireplace without melting or discoloring. Choose one, or several of our many available colors to customize your fireplace or outdoor fire feature.



Emerald (GLG-\*\*-E)



Black Granite (GLG-\*\*-B)



Champagne (GLG-\*\*-D)



Deep Amber (GLG-\*\*-A)



Moss (GLG-\*\*-O)



Koi (GLG-\*\*-K)



Blue Topaz (GLG-\*\*-I)



Glacier (GLG-\*\*-C)



Black Pearl (GLG-\*\*-J)



Coral Reef (GLG-\*\*-R)



Mint (GLG-\*\*-M)



Platinum (GLG-\*\*-P)



Sapphire (GLG-\*\*-S)

Available in a 5 lb bag, a 7.5 lb bag, a 10 lb bag, or a 40 lb. container.

NOTE: DUE TO THE MANUFACTURING PROCESS, THE COLOR VARIATION AND COLOR DENSITY WILL VARY AMONG THE FYRE GEMS.





Gold Reflective Fyre Glass (GL-HR) pictured

# FYRE GLASS

Crushed Fyre Glass shines radiantly throughout your entire fireplace and creates a brilliant fire as flames reflect prismatically off the Fyre Glass’ multi-faceted surfaces. It is fully tempered “toughened” glass - fire tested up to 1200°F by Peterson’s certified laboratory. Fyre Glass is formulated to stay as radiant as the first day it’s installed and can tolerate extreme temperatures without melting or discoloring. Choose one or several of our many available colors to customize your fireplace, or outdoor fire feature.



Azuria Rfl. (GL-\*\*-FR)



Caribbean Blue (GL-\*\*-N)



Copper Rfl. (GL-\*\*-QR)



Clear (GL-\*\*-C)



Emerald Rfl. (GL-\*\*-ER)



Gold Rfl. (GL-\*\*-HR)



Bronze (GL-\*\*-Z)



Black (GL-\*\*-B)



Emerald (GL-\*\*-E)



Black Rfl. (GL-\*\*-BR)



Caribbean Blue Rfl. (GL-\*\*-NR)



Sapphire (GL-\*\*-S)



Star Fyre (GL-\*\*-W)



Bronze Rfl. (GL-\*\*-ZR)



Azuria (GL-\*\*-F)

Available in a 5 lb bag, a 7.5 lb bag, a 10 lb bag, or a 40 lb. container.

NOTE: DUE TO THE MANUFACTURING PROCESS, THE COLOR VARIATION AND COLOR DENSITY WILL VARY AMONG THE FYRE GLASS.



# DIAMOND NUGGETS

The newest shapes in contemporary glass are the new Diamond Nuggets. With a unique prismatic brilliance, distinct from any other, Real Fyre's icy Diamond Nuggets set the standard in contemporary chic. These crystal-like oversized nuggets radiate a clean, modern feel and are available in six glittering colors.



Clear Diamond Nuggets (GLD-C)



Clear (GLD\*\*-C)



Steel Blue (GLD\*\*-SB)



Rosé (GLD\*\*-R)



Pacific Blue (GLD\*\*-PB)



Lavender (GLD\*\*-L)



Emerald (GLD\*\*-E)

Also see page 30 for burner systems for use with the Real Fyre® Diamond Nuggets



Available in a 5lb bag, a 7.5lb bag, a 10lb bag, or a 40lb bucket.

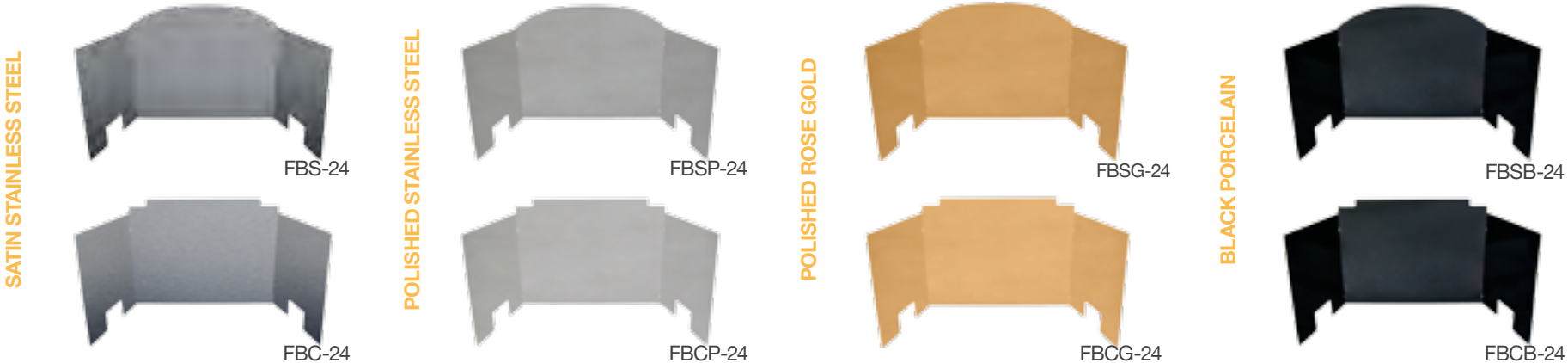
# FYREBACKS

The Real Fyre collection of Fyrebacks are specially designed to augment the flame reflection in your fireplace while providing a functional backdrop for your fire logs or Contemporary Alternative products. Contemporary or traditional styling available in either polished stainless steel, black porcelain, or a polished rose gold finish. Whether you're trying to make a dramatic statement or an understated one, Real Fyre has the Fyreback that's perfect for any hearth.



Sizes 18"-36"

Polished Rose Gold Fyreback (FBSG-24)  
Shown with Split Designer Plus Logs



Satin Stainless Steel Fyreback shown



Black Porcelain Fyreback shown

Available in 18", 24", 30", and 36" sizes.



# RIVER ROCK

STN-10 shown with Sapphire Fyre Glass



# GEO SHAPES

Assorted Geo Shapes shown with Gold Reflective Fyre Glass



Assorted River Rock (STN-10)



Terracotta River Rock (STN-10T)



Slate River Rock (STN-10S)



Ivory River Rock (STN-10I)



Cones (GEO-CI-4)



Obelisks (GEO-OT-2)



Spheres (GEO-SS-4)



Pyramids (GEO-PI-4)



Diamonds (GEO-DS-4)



Tetras (GEO-TT-4)



Domes (GEO-HI-4)



Slate River Rock shown



Assorted River Rock shown



Ivory Domes & Terracotta Pyramids shown



Ivory Spheres & Terracotta Tetras shown

The assorted river rock is a combination of all three available colors. Complete river rock sets of a single color are also available. Choose from Ivory, Terracotta, or Slate  
See page 30 for burner systems for use with the Real Fyre® River Rock

All Geo Shape Sets are available in one of three distinct colors: Terracotta, Ivory, and Slate  
Most Geo Shape sets are available in a combination of 2 large and 2 small or can be ordered as just 2 large or just 2 small





G22-GL-24 shown with Copper Reflective Fyre Glass (GL-\*\*-QR) in the burner with a base of Star Fyre Glass (GL-\*\*-W)


# G22 VENTED CONTEMPORARY BURNER

UNIQUELY DESIGNED VENTED SYSTEM



## feature highlights

- All Stainless Steel construction
- Burner with elevated tapered platform and mirrored front and back panels provides a modern look
- Burns cleanly with glass/gems directly on burner ports providing a beautiful sea of flames
- Extra high, extra deep flame appearance
- Ideal for indoor or outdoor use
- Automatic pilot with remote for easy on/off control
- Can be accessorized on the front with additional Fyre Glass or Fyre Gems
- Burner can ONLY be used in vented applications




Available with either:


Factory installed for easy remote control ignition with a standing pilot to light. (-12)

or

Electronic ignition on/off remote control with no standing pilot. (-01)



Aesthetically pleasing front glass panel uniquely designed to maintain the integrity of the flame pattern.



Mirrored panel in the front of the G22 designed to magnificently reflect a Fyre Glass, Fyre Gem, or a Diamond Nugget base to add further depth and beauty to this contemporary burner.



Also available with a beautiful Rose Gold front panel



# PREMIUM ACCESSORIES

Create a cozy and elegant environment in your home with Real Fyre® Gas Logs. To further enhance your hearth, select from an array of additional branches, wood chunks, acorns and pine cones.



AC-6 Acorns & WCRD-1 Woodchip Ring shown



PC-4 PINE CONES



AC-6 ACORNS



PCW-4 WILDERNESS PINE CONES



WOODCHIPS:  
WCH-6 CHARRED / WC-6 DESIGNER



BR-17 17" OAK BRANCH



BR-2 9" OAK BRANCHES



SS-BONUS SPLIT LOGS



SD-BONUS DESIGNER LOGS



BDC-4 FOUR CHARRED BRANCHES



CHC-01 CHARRED SERIES CHUNK



WCRD-1 WOODCHIP RING



WCEC-1 DESIGNER VALVE COVER



CS-10 SILICA SAND



LF-15 VERMICULITE GRANULES



LF-10 LAVA GRANULES



LFC-10 LAVA COALS



EM-1 EMBERS



EM-1S SUPER EMBERS  
Includes Bryte Coals



EM-11 BRYTE COALS



GL-1 GLOWING EMBER ADHESIVE



WCDC-1 WOOD CHUNK DECOR COVER  
Hides remote receiver or crackler.



PCDC-1 PINE CONE DECOR COVER  
Hides remote receiver or crackler.



CHEC-1 CHARRED VALVE COVER



LOG LIGHTERS  
LG-1 Rigid Single Gas log lighter. LL-1 Gasaver Single Gas log lighter. LC-1 14" Cast Iron log lighter.



SD-24 STANDARD GRATE  
SX-24 HEAVY-DUTY GRATE



FF-04 FENDER (18", 24", 30")



CK-14-12 FLEX TUBE



AV-30 KEY VALVE

## DECOR PACKS



DP-2 DECOR PACK



DP-5 DECOR PACK



DP-7 DECOR PACK  
FEATURING BRYTE COALS



HDK-1 DECOR PACK



RK-1 DECOR PACK





**GLOWING EMBER BURNER SYSTEMS (G4 & GX4)\***  
With dancing flames and a glowing ember bed, the G4 & GX4 are compatible with most Real Fyre® Log Styles and controls. The GX4 features a heavy-duty grate. RGA-72 Certified for Natural and Propane gas. Burners for see-thru, peninsula and island fireplaces are also available.



**GLASS AND GEMS BURNER (G45-GL)**  
The G45-GL burner creates an enchanting flame picture when used with Fyre-Gems and Fyre-Glass. Use sand or vermiculite as the base and save on the amount of glass or gems required. Elevated platform provides the maximum effect of the reflective nature of these products and spread the flame for ultimate beauty and warmth.



**GLASS AND GEMS BURNER (G45-2-GL)**  
This Glass and Gems burner system is specially engineered to provide flames that offer maximum impact when used with Real Fyre® Fyre Gems or Fyre Glass. Available for Natural or LP gas. See-thru models are also available.



**EPK-1**  
Automatic remote pilot lighting system. Features flame sensing pilot activation and no standing pilot. Remote control or manual option. RR-1A remote control transmitter included.



**TRIPLE T BURNER SYSTEMS (G45 & GX45)\***  
These specialized RGA-72\* & ANSI standard certified (with controls pre-assembled at the factory) burner systems accentuate the front flame and the ember bed of the log set. Compatible with most Real Fyre® log styles and control options, these burner systems are available in Natural or Propane gas and can be ordered as a see-thru, peninsula and island fireplace, or stainless steel model\*\*.

\* GX45 includes a heavy-duty grate  
\*\*Stainless steel model only available for the G45 burner



**STAINLESS STEEL TRIPLE T BURNER SYSTEMS (G45-GL-\*\*-SS)**  
This specialized burner system accentuates the front flame and embers of the log set and is compatible with most Real-Fyre log styles and controls. ANSI standard certified systems, with controls pre-assembled at the factory, are available. For Natural or Propane gas. Optional stainless steel grate is available.



**SPK-26**  
Low profile system. Manual valve control. Heat shield included. Nat or LP gas.



**EPK-1M-AD**  
Electronic, non-standing pilot system designed to be installed outside the firebox.



**ADVANCED GLOWING EMBER BURNER SYSTEMS (G46)\***  
This patented system features hidden installed controls, piezo ignition and lively flames and embers with less BTUs (fuel consumption). ANSI Standard Certified for Natural or Propane gas. Compatible with most Real-Fyre Log styles.



**SEE-THRU BURNER (G4-2-24)**  
The G45-2-24 burner creates an enchanting look for a fireplace that can be viewed from two sides.



**APK-17**  
The New and improved APK-17 low profile valve system maximizes flame presentation and allows adjustment of flame height with remote control. VR-1A remote control transmitter included.



**EPK-2V & EPK-3V**  
Electronic ignition system with non-standing pilot and variable flame height control. This system is enclosed to protect the components when used in an outdoor fireplace or fire pit. EPK-3 uses a high capacity valve for larger fire applications. Includes Remote Control.



**PAN BURNER SYSTEMS (P & PB)\***  
With Unique burner design for Real-Fyre Gas Logs (P Series) or Contemporary Alternatives Options (PB Series), these burner systems allow flames to erupt over the entire pan. Ideal also for see-thru, peninsula or island fireplaces. Available for Natural or Propane gas.



**EC-60-10 EPIC BURNER**  
The Epic Burner is designed for use with the Mammoth Pine and is ideal for commercial applications such as restaurants and hotel lobbies. Available in 24"-60" sizes, its clean burn requires no granules or embers.



**APK-15**  
Allows adjustment of flame height and heat output with a remote control. Decorative wood chunk and heat shield included. VR-1A remote control transmitter included.



**APK-10**  
High volume (up to 240,000 BTU's) on/off remote control with standing pilot. RR-1A included.

ON/OFF  
REMOTE CONTROL  
OPTIONS



**RR-1A**  
Standard on/off remote control.

**RR-2A**  
Deluxe on/off remote control. Temperature display and thermal control function.

VARIABLE FLAME  
REMOTE CONTROL  
OPTIONS



**VR-1A**  
Standard variable flame height remote control.

**VR-2A**  
Deluxe variable flame height remote control. Thermal control temperature display.



**WS-1**  
Wall switch for log set on/off controls.



**WS-2**  
Wall switch with log set on/off controls with timer.



**WS-3**  
Wall switch for log set on/off control (APK-15 ONLY)

COMPATIBLE VALVES

REMOTE SYSTEM	EPK-1	APK-10	APK-11	APK-15	APK-17
RR-1A	•	•	•		
VR-1A				•	•
RR-2A	•	•	•		
VR-2A				•	•
WS-1	•	•	•		
WS-2	•	•	•		
WS-3				•	

BURNER / VALVE COMPATIBILITY CHART

CONTROL MODEL	BURNER SIZE		
	G4 & G45 STANDARD	G45 - 2 SEE - THRU	G4 - 2 SEE - THRU

SPK-20/SPK-26	12"-60"	16"-36"	12"-36"
SPK-20P/SPK-26P	12"-60"	16"-60"	12"-60"
APK-10 / APK-10P	12"-60"	16"-60"	12"-60"
APK-11	12"-30"	16"-18"	12"-18"
APK-11P	12"-60"	16"-36"	12"-36"
APK-15	12"-36"	16"-18"	12"-18"
APK-15P	12"-60"	16"-36"	12"-36"
APK-17	12"-30"	16"-24"	12"-18"
APK-17P	12"-60"	16"-60"	12"-60"
EPK-1	12"-30"	16"-18"	12"-18"
EPK-1P	12"-60"	16"-36"	12"-36"
EPK-2V	12"-36"	16"-30"	12"-30"
EPK-2VP	12"-42"	16"-36"	12"-36"
EPK-3V / EPK-3VP	12"-60"	16"-60"	12"-60"

Add a "P" for propane

\*Burners shown with optional control system.  
\*\* Listed burners for certain geographical areas include assembled valve. See your dealer if these burners are required for your area.



CRAFTED WITH PRIDE  IN THE USA

 **realfyre™**  
PREMIUM GAS LOGS

14724 PROCTOR AVE. CITY OF INDUSTRY, CA 91746  
WWW.RHPETERSON.COM

## REAL-FYRE VENTED GAS LOG SETS LIMITED WARRANTY HIGHLIGHTS

ALL PETERSON VENTED CERAMIC REFRACTORY GAS LOGS ARE WARRANTED FOR AS LONG AS YOU OWN THEM (LIFETIME).  
ALL PETERSON VENTED BURNERS ARE WARRANTED FOR TEN (10) YEARS. SPK-26 CONTROLS ARE COVERED FOR THREE (3) YEARS "ALL PARTS" WARRANTY. THE APK-17 VALVE IS COVERED FOR TWO (2) YEARS. ALL OTHER PETERSON VALVES, PILOTS AND CONTROLS ARE COVERED BY A ONE (1) YEAR LIMITED WARRANTY (EXCLUDING BATTERIES).

Real Fyre® Charred Majestic Oak (CHMJ) Gas Logs shown in Estate Series Fireplace by Lennox on front & back covers  
**The Robert H. Peterson Co. reserves the right to amend product specifications without prior notice.**



Real Fyre Gas Logs are accepted by national and local building codes and authorities, and are available with one or more of the following listings or certifications:  
CSA, RADCO, OMNI, ICC

Proud members of Hearth, Patio and Barbecue Association (HPBA), National Propane Gas Association (NPGA), and National Fireplace Institute (NFI) Advocate.

